



Lil Mac

P.O. Box 631, Citrus Heights, CA 95611

(916) 257-7858


PayPal



PRICE LIST 2007-2008

QLT BY MARSHALLTOWN MAGNESIUM BULL FLOATS

PART #	SIZE / DESCRIPTION	PRICE
MB42	42X8 SQUARE ENDS (with threaded bracket)	84.00
MB48	48X8 SQUARE ENDS (with threaded bracket)	91.50
MB48R	48X8 ROUND ENDS (with threaded bracket)	100.50
MB48 RR	48X8 ROUND ENDS WITH ROCK-IT 2.0 BRACKET	132.00
MB48B	48X8 SQUARE ENDS (BLADE ONLY)	76.50
MB48RB	48X8 ROUND ENDS (BLADE ONLY)	84.00



QLT BY MARSHALLTOWN WEST COAST REMODELER
MAGNESIUM BULL FLOAT WITH CLEVIS STYLE BRACKET

PART #	SIZE / DESCRIPTION	PRICE
WCB48	48X8 SQUARE ENDS (handle sold separately)	85.50
WCB48	48X8 ROUND ENDS (handle sold separately)	94.50



KRAFT MAGNESIUM BULL FLOATS WITH THREADED BRACKET

PART #	SIZE / DESCRIPTION	PRICE
CC735	36X8 SQUARE ENDS	81.00
CC801	42X8 SQUARE ENDS	87.00
CC745	45X8 SQUARE ENDS	90.00
CC802	48X8 SQUARE ENDS	96.00
CC754	54X8 SQUARE ENDS	111.00
CC760	60X8 SQUARE ENDS	120.00



KRAFT ALUMINUM BULL FLOATS WITH THREADED BRACKET

PART #	SIZE / DESCRIPTION	PRICE
CC771	42X7¼ SQUARE ENDS	64.50
CC773	48X7¼ SQUARE ENDS	73.50



KRAFT FRESNO TROWELS WITH SWIVEL BRACKET ROUND ENDS, CARBON STEEL

PART #	SIZE / DESCRIPTION	PRICE
CC618	18X5	24.00
CC624	24X5	25.50
CC630	30X5	27.00
CC636	36X5	28.50
CC642	42X5	33.00
CC648	48X5	36.00



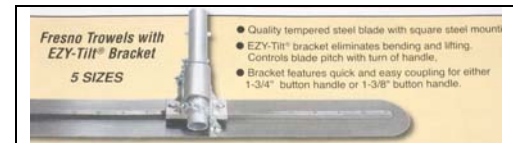
MARSHALLTOWN FRESNO TROWELS WITH CLEVIS BRACKET

PART #	SIZE / DESCRIPTION	PRICE
FR18R	18X5 ROUND ENDS (handle sold separately)	18.00
FR24	24X5 SQUARE ENDS (handle sold separately)	19.50
FR24R	24X5 ROUND ENDS (handle sold separately)	19.50
FR30	30X5 SQUARE ENDS (handle sold separately)	22.50
FR30R	30X5 ROUND ENDS (handle sold separately)	22.50
FR36	36X5 SQUARE ENDS (handle sold separately)	24.00
FR36R	36X5 ROUND ENDS (handle sold separately)	24.00
FR42	42X5 SQUARE ENDS (handle sold separately)	25.50
FR42R	42X5 ROUND ENDS (handle sold separately)	25.50
FR48	48X5 SQUARE ENDS (handle sold separately)	28.50
FR48R	48X5 ROUND ENDS (handle sold separately)	28.50



KRAFT FRESNO TROWELS WITH EZY-TILT BRACKET, CARBON STEEL WITH ROUND ENDS

PART #	SIZE / DESCRIPTION	PRICE
CC830	24X5 WITH EZY-TILT	82.50
CC831	30X5 WITH EZY-TILT	88.50
CC832	36X5 WITH EZY-TILT	91.50
CC833	42X5 WITH EZY-TILT	93.00
CC834	48X5 WITH EZY-TILT	96.00



MARSHALLTOWN MAGNESIUM HAND FLOATS

PART #	SIZE / DESCRIPTION	PRICE
142D	12X3 1/8 WITH DURASOFT HANDLE	18.00
145D	16X3 1/8 WITH DURASOFT HANDLE	21.00
146D	20X3 1/8 WITH DURASOFT HANDLE	25.00
145	16X3 1/8 WITH WOOD HANDLE	18.00
145SH	16X3 1/8 WITH PLASTIC HANDLE	18.00



MARSHALL TOWN ROUND END MAGNESIUM HAND
FLOAT WITH DURASOFT HANDLE

PART #	SIZE / DESCRIPTION	PRICE
143D	16X3 1/8	22.50



MARSHALL TOWN EXTRA-HARD WOOD FLOAT WITH
DURASOFT HANDLE

PART #	SIZE / DESCRIPTION	PRICE
147D	16X3 1/2	16.50



MARSHALL TOWN SQUARE END RESIN HAND FLOAT
WITH DURASOFT HANDLE

PART #	SIZE / DESCRIPTION	PRICE
4501D	12X3 1/2	15.00
4500D	14X3 1/2	16.50
4526D	16X3 1/2	18.00
4528D	18X3 1/2	19.50
4497D	20X3 1/2	19.50



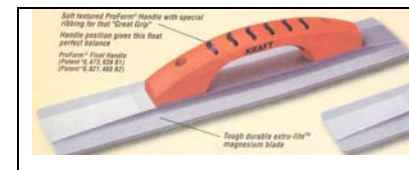
MARSHALL TOWN ROUND END RESIN HAND FLOAT
WITH DURASOFT HANDLE

PART #	SIZE / DESCRIPTION	PRICE
4499RD	16X3 1/2	18.00
4498RD	18X3 1/2	19.50



KRAFT MAG FLOATS WITH PRO-FORM HANDLE

PART #	SIZE / DESCRIPTION	PRICE
CF016PF	16X3 1/4	21.00
CF020PF	20X3 1/4	25.50



KRAFT ROUNDED FRONT AND SQUARE BACK

PART #	SIZE / DESCRIPTION	PRICE
CF078PF	16X3 1/4	21.00



KRAFT ROUNDED ON BOTH ENDS

PART #	SIZE / DESCRIPTION	PRICE
CFO76PF	16X3 1/4	22.50



KRAFT ALL STEEL HAND GROOVERS

PART #	SIZE / DESCRIPTION	PRICE
CF483	6X6X1/2 RADIUS 1" DEEP	30.00
CF484	6X6X3/4 RADIUS 1" DEEP	30.00



MARSHALLTOWN HEAVY DUTY ZINK HAND GROOVER WITH DURASOFT HANDLE

PART #	SIZE / DESCRIPTION	PRICE
864D	6X4 3/8X5/16 RADIUS X 3/4 DEEP	25.50



MARSHALLTOWN ALL STEEL GROOVERS

PART #	SIZE / DESCRIPTION	PRICE
4038D	6X6X1/4 RADIUS X 1/2 DEEP	25.50
4039D	6X6X1/2 RADIUS X 1/2 DEEP	25.50
4040D	6X6X3/4 RADIUS X 1/2 DEEP	25.50
4041D	6X6X1/4 RADIUS X 3/4 DEEP	25.50
4042D	6X6X1/2 RADIUS X 3/4 DEEP	25.50
4043D	6X6X3/4 RADIUS X 3/4 DEEP	25.50
4044D	6X6X1/4 RADIUS X 1 DEEP	25.50
4045D	6X6X1/2 RADIUS X 1 DEEP	25.50
4046D	6X6X3/4 RADIUS X 1 DEEP	25.50




MARSHALLTOWN CAST ALUMINIUM WALKING GROOVER

PART #	SIZE / DESCRIPTION	PRICE
4098	24X8 3/4 X 1/4 RADIUS X 1 3/4 DEEP WITH CLEVIS BRACKET	91.50
4099	24X8 3/4 X 1/4 RADIUS X 1 1/4 DEEP WITH ROTO-LEVELER BRACKET	145.50



KRAFT STEEL WALKING GROOVER (ORDER BULL FLOAT BRACKET SEPERATELY)

PART #	SIZE / DESCRIPTION	PRICE
CC700	12X14X1/2 RADIUS 1" DEEP	45.00
CC701	12X14X3/4 RADIUS 1" DEEP	45.00



KRAFT WALKING AIRPLANE GROOVER WITH EZY-TILT II BRACKET

PART #	SIZE / DESCRIPTION	PRICE
CC314A	24X8X1 DEEP BIT, SQUARE ENDS	118.50
CC314ARE	24X8X1 DEEP BIT. ROUND ENDS	121.50



KRAFT FLEXIBLE BLUE STEEL, HAND EDGER WITH PLASTIC HANDLE

PART #	SIZE / DESCRIPTION	PRICE
CF567P	6X4X1/8 RADIUS	4.50
CF572P	6X4X1/4 RADIUS	6.00
CF573P	6X4X3/8 RADIUS	6.00
CF574P	6X4X1/2 RADIUS	6.00
CF562P	6X4X5/8 RADIUS	6.00
CF571P	6X4X3/4 RADIUS	6.00
CF675P	6X4X1 RADIUS	6.00
CF579P	6X6X1/8 RADIUS	6.00
CF575P	6X6X1/4 RADIUS	6.00
CF576P	6X6X3/8 RADIUS	6.00
CF577P	6X6X1/2 RADIUS	6.00
CF563P	6X6X5/8 RADIUS	6.00
CF578P	6X6X3/4 RADIUS	6.00
CF564P	6X6X1 RADIUS	6.00



MARSHALLTOWN BLUE STEEL 2-WAY WALKING EDGERS

PART #	SIZE / DESCRIPTION	PRICE
3765	9X4X1/2 RADIUS	10.50
3766	9X6X1/2 RADIUS	10.50
3767	9X8X1/2 RADIUS	10.50
3768	9X10X1/2 RADIUS	10.50
3769	9X12X1/2 RADIUS	12.00
3770	9X14X1/2 RADIUS	13.50



MARSHALLTOWN STRAIGHT END BLUE STEEL HAND EDGERS WITH DURASOFT HANDLE

PART #	SIZE / DESCRIPTION	PRICE
159BD	6X4X1/2 RADIUS	9.00
158BD	6X4X3/8 RADIUS	9.00
160BD	6X4X1/8 RADIUS	9.00
163BD	6X6X1/2 RADIUS	9.00
162BD	6X6X3/8 RADIUS	9.00
161BD	6X6X1/8 RADIUS	9.00
166BD	9X6X1/2 RADIUS	10.50
164BD	9X6X3/8 RADIUS	10.50
167BD	9X6X3/4 RADIUS	10.50



MARSHALLTOWN BIG "1" EDGER

PART #	SIZE / DESCRIPTION	PRICE
130SSD	10X6X3/8 RADIUS	21.00
132SSD	10X6X1/2 RADIUS	21.00
134SSD	10X6X5/8 RADIUS	21.00
135SSD	10X6X3/4 RADIUS	21.00



MARSHALLTOWN ADA MAT

PART#	SIZE / DESCRIPTION	PRICE
ADA22	24X24	201.00
ADA23	24X36	244.50
ADA24	24X48	312.00



KRAFT ROCK 'N' ROLLER CONCRETE STAMPING SYSTEM

PART #	SIZE / DESCRIPTION	PRICE
RR100	36" Wide/Running Bond Brick Decorative Roller	1850.00
RR120	36" Wide/Cobblestone Decorative Roller	1850.00
RR-130	36" Wide/Ashlar Slate Decorative Roller	1850.00
RR-140	36" Wide/Royal Slate Decorative Roller	1850.00
RR-150	36" Wide/Pathway Slate Decorative Roller	1850.00
RR-105	12" Wide/Running Bond Brick Decorative Roller	1215.00
RR-125	12" Wide/Cobblestone Decorative Roller	1215.00
RR-135	12" Wide/Ashlar Slate Decorative Roller	1215.00
RR-145	12" Wide/Royal Slate Decorative Roller	1215.00
RR-155	12" Wide/Pathway Slate Decorative Border	1215.00



MARSHALLTOWN HIGH CARBON STEEL TROWELS WITH DURASOFT HANDLE

PART #	SIZE / DESCRIPTION	PRICE
MXS54D	10X3	27.00
MXS55D	10X4	27.00
MXS56D	12X3	27.00
MXS62D	12X4	27.00
MXS57D	14X3	28.50
MXS64D	14X4	30.00
MXS60D	16X3	31.50
MXS66D	16X4	31.50
MXS75D	18X3	34.50
MXS81D	18X4	34.50
MXS815D	18X5	34.50
MXS20D	20X4	36.00
MXS205D	20X5	37.50
MXS24D	24X4	37.50
MXS245D	24X5	37.50



MARSHALLTOWN FULLY ROUNDED BLUE STEEL
TROWELS WITH DURASOFT HANDLE

PART #	SIZE / DESCRIPTION	PRICE
MXS64BRD	14X4	27.00
MXS66BRD	16X4	30.00
MXS81BRD	18X4	33.00
MXS20BRD	20X4	33.00
MXS25BRD	20X5	34.50
MXS22BRD	22X4	42.00



KRAFT FINISHING TROWELS WITH PROFORM HANDLE
CARBON STEEL

PART #	SIZE / DESCRIPTION	PRICE
CF201PF	10X3	19.50
CF202PF	10X4	19.50
CF207PF	11X4	19.50
CF211PF	12X3	21.00
CF212PF	12X4	21.00
CF216PF	14X3	21.00
CF215PF	14X3-1/2	21.00
CF217PF	14X4	21.00
CF534PF	14X5	21.00
CF221PF	16X3	24.00
CF220PF	16X3-1/2	24.00
CF222PF	16X4	24.00
CF223PF	16X4-1/2	24.00
CF535PF	16X5	24.00
CF226PF	18X3	25.50
CF227PF	18X4	25.50
CF546PF	18X5	25.50
CF231PF	20X4	27.00
CF232PF	20X5	27.00
CF233PF	24X4	30.00
CF234PF	24X5	30.00




KRAFT CONCRETE FINISHING TROWELS WITH CAMEL BACK
WOOD HANDLE CARBON STEEL

PART #	SIZE / DESCRIPTION	PRICE
CF201C	10X3	18.00
CF202C	10X4	18.00
CF211C	12X3	19.50
CF212C	12X4	19.50
CF216C	14X3	19.50
CF217C	14X4	19.50
CF535C	16X5	22.50
CF227C	18X4	24.00
CF546C	18X5	24.00
CF231C	20X4	25.50
CF232C	20X5	25.50



KRAFT BLUE STEEL WITH WOOD HANDLE

PART #	SIZE / DESCRIPTION	PRICE
CF726B	12X3	19.50
CF730B	12X4	19.50
CF727B	14X3	19.50
CF731B	14X4	19.50
CF732B	16X4	22.50
CF729B	18X4	24.00
CF733B	18X5	24.00
CF728B	20X4	25.50
CF734B	20X5	25.50
CF735B	24X5	28.50



KRAFT POOL TROWELS WITH CAMEL BACK WOOD HANDLE
BLUE STEEL / LONG SHANK

PART #	SIZE / DESCRIPTION	PRICE
CF736B	14X4, 11-5/8 SHANK	19.50
CF737B	16X4, 13-5/8 SHANK	21.00
CF738B	18X4, 15-5/8 SHANK	24.00
CF739B	20X4, 15-5/8 SHANK	24.00
CF740B	20X5, 15-5/8 SHANK	25.50
CF741B	22X4, 15-5/8 SHANK	27.00
CF745B	24X4, 15-5/8 SHANK	28.50
CF746B	24X5, 15-5/8 SHANK	28.50




KRAFT CONCRETE FINISHING TROWEL WITH CAMEL, BACK
WOOD HANDLE ROUND FRONT, SQUARE BACK, CARBON STEEL

PART #	SIZE / DESCRIPTION	PRICE
CF284	14X4	21.00
CF285	16X4	22.50
CF286	18X4	24.00
CF287	20X4	25.50
CF288	20X5	25.50



KRAFT FUNNY TROWEL, BLUE STEEL WITH HANDLE
BRACKET

PART #	SIZE / DESCRIPTION	PRICE
CC624F	24X5	30.00



MARSHALLTOWN MIGET TROWELS

PART#	SIZE / DESCRIPTION	PRICE
11D	8X3 WITH DURASOFT HANDLE	25.50
11	8X3 WITH WOOD HANDLE	22.50
11SSD	8X3 STAINLESS STEEL w/ DURASOFT HANDLE	27.00



MARSHALLTOWN HIGH CARBON STEEL ROUNDED FRONT
& SQUARE BACK WITH DURASOFT
HANDLE

PART #	SIZE / DESCRIPTION	PRICE
MXS66RED	16X4	33.00
MXS81RED	18X4	34.50
MXS20RED	20X4	37.50
MXS205RD	20X5	37.50
MXS224RD	22X4	46.50
MXS225RD	22X5	48.00
MXS244RD	24X4	48.00
MXS245RD	24X5	48.00




MARSHALLTOWN HIGH CARBON STEEL POOL TROWELS

PART#	SIZE / DESCRIPTION	PRICE
SP10SD	10X3 WITH DURASOFT HANDLE	27.00
SP10	10X3 WITH WOOD HANDLE	24.00
SP12SD	12X3 ½ WITH DURASOFT HANDLE	28.50
SP12	12X3 ½ WITH WOOD HANDLE	25.50
SP14SD	14X4 WITH DURASOFT HANDLE	28.50
SP14	14X4 ½ WITH WOOD HANDLE	25.50
SP16SD	16X 4 ½ DURASOFT HANDLE	31.50
SP16	16X 4 ½ WITH WOOD HANDLE	28.50
SP815SD	18X5 WITH DURASOFT HANDLE	34.50
SP815	18X5 WITH WOOD HANDLE	31.50
SP205SD	20X5 WITH DURASOFT HANDLE	36.00
SP205	20X5 WITH WOOD HANDLE	33.00



MARSHALLTOWN FUNNY TROWEL ADAPTER

PART #	SIZE / DESCRIPTION	PRICE
4817	URNS TROWEL INTO A SMALL FRESNO	7.50



MARSHALLTOWN ALUMINUM HANDLE SECTIONS WITH
THREADED ENDS
(SOLD IN GROUPS OF SIX ONLY)

PART #	SIZE / DESCRIPTION	PRICE
B548	SET OF 6 HANDLES: 48 LONG X 1 ¾ DIAMETER	108.00
B560	SET OF 6 HANDLES: 60 LONG X 1 ¾ DIAMETER	112.50
B572	SET OF 6 HANDLES: 72 LONG X 1 ¾ DIAMETER	123.00
B596	SET OF 6 HANDLES: 96 LONG X 1 ¾ DIAMETER	162.00



MARSHALLTOWN PUSH BUTTON HANDLE SECTIONS


(SOLD IN GROUPS OF SIX ONLY)

PART #	SIZE / DESCRIPTION	PRICE
PB48	SET OF 6 HANDLES: 48 LONG X 1 3/8 DIAMETER	69.00
17-6ASU	SET OF 6 HANLDES: 72 LONG X 1 3/8 DIAMETER	87.00
PB96	SET OF 6 HANLDES: 96 LONG X 1 3/8 DIAMETER	123.00
PB48L	SET OF 6 HANDLES: 48 LONG X 1 3/4 DIAMETER	105.00
17-8ASU	SET OF 6 HANDLES: 72 LONG X 1 3/4 DIAMETER	118.00



KRAFT ALUMINUM BUTTON HANDLES (Sold in groups of six only)

PART #	SIZE / DESCRIPTION	PRICE
CC336B	SET OF 6 HANDLES: 72 LONG X 1 3/8 DIAMETER	90.00
CC331B	SET OF 6 HANDLES: 96 LONG X 1 3/8 DIAMETER	126.00



KRAFT ALUMINUM BUTTON HANDLES

(SOLD IN GROUPS OF SIX ONLY)

PART#	SIZE / DESCRIPTION	PRICE
CC289SG	SET OF 6 HANDLES: 72 LONG X 1 3/4 DIAMETER	108.00



MARSHALLTOWN WOOD HANDLES FOR CLEVIS STYLE TOOLS

PART #	SIZE / DESCRIPTION	PRICE
10	72 LONG	28.50



QLT BY MARSHALLTOWN ROCK-IT BRACKET

PART #	SIZE / DESCRIPTION	PRICE
16-RTK-N	FITS 1 3/8 AND 1 3/4 BUTTON HANDLES	57.50



QLT BY MARSHALLTOWN ROCK-IT 2.0 BRACKET

PART #	SIZE / DESCRIPTION	PRICE
BF9	FITS 1 3/8 AND 1 3/4 BUTTON HANDLES	48.00



KRAFT BUTTON HANDLE FLOAT BRACKET

PART #	SIZE / DESCRIPTION	PRICE
CC294	EZY-TILT II, FITS 1 3/8 & 1 3/4 BUTTON HANDLES	57.00




MARSHALLTOWN BULL FLOAT REPLACEMENT PARTS

PART#	SIZE / DESCRIPTION	PRICE
A3001	HANDLE SOCKET	9.00
A3002	BRACKET BASE	10.50
A3003	COMPLETE ASSEMBLY	19.50




KRAFT BUTTON HANDLE STYLE ADAPTERS, 1 3/8 BUTTON HANDLE / CLEVIS BRACKET

PART #	SIZE / DESCRIPTION	PRICE
CC332	8" LONG	9.00



KRAFT THREADED HANDLE / CLEVIS BRACKET

PART #	SIZE / DESCRIPTION	PRICE
CC335	FEMALE THREADS	12.00
CC337	MALE THREADS	12.00



KRAFT BUTTON HANDLE / THREADED END

PART #	SIZE / DESCRIPTION	PRICE
CC333	FEMALE THREADS	10.50
CC334	MALE THREADS	10.50



MARSHALLTOWN HANDLE ADAPTERS

PART #	SIZE / DESCRIPTION	PRICE
BFH9	MODIFIES THREADED HANDLE TO CLEVIS END	12.00
17-12M7	MODIFIES 1 3/8 PUSH BUTTON TO THREADED	9.00
FT6	MODIFIES 1 3/8 PUSH BUTTON TO CLEVIS END	7.50
BF8	MODIFIES 1 3/8 PUSH BUTTON TO THREADED	10.50



MARSHALLTOWN PUSH BUTTON HANDLE ADAPTERS

PART#	SIZE / DESCRIPTION	PRICE
4818	CLEVIS END	15.00
4819	MALE THREAD	12.00
4820	FEMALE THREAD	13.50
4821	POST ADAPTER	13.50
4822	BULL FLOAT ADAPTER	15.00



QLT by MARSHALLTOWN PUSH BUTTON ADAPTERS

PART#	SIZE / DESCRIPTION	PRICE
15538	10 1/2 LONG X 1 3/8 DIAMETER	10.50
15539	8 1/2 LONG X 1 3/8 DIAMETER	10.50



KRAFT CALI KUMALONG, CONCRETE SPREADER

PART #	SIZE / DESCRIPTION	PRICE
CC917	19 1/2X4	19.50



MARSHALLTOWN STEEL SPREAD-KRETES

PART #	SIZE / DESCRIPTION	PRICE
826	20X4 PLACER WITH HOOK, HANDLE SOLD SEPERATELY	12.00
827	20X4 PLACER WITHOUT HOOK, HANDLE SOLD SEPERATELY	12.00
828	54X1-1/4 WOOD HANDLE	9.00



KRAFT WEIGH-LITE CONCRETE FINISH BROOMS SOFT PLASTIC-FIBERED SOLID STOCK BRUSH

PART #	SIZE / DESCRIPTION	PRICE
CC154	24" (adapters sold separately)	33.00
CC156	36" (adapters sold separately)	45.00
CC158	48" (adapters sold separately)	57.00



KRAFT CURB BRUSH (WOOD)

PART #	SIZE / DESCRIPTION	PRICE
CC169	12"	10.50




MARSHALLTOWN ALUMINUM BACKED CONCRETE BROOMS

PART #	SIZE / DESCRIPTION	PRICE
423	24 LONG (adapters sold separately)	49.50
427	36 LONG (adapters sold separately)	70.50
428	48 LONG (adapters sold separately)	93.00



QLT by MARSHALL TOWN KNEE BOARDS

PART#	SIZE / DESCRIPTION	PRICE
KB459	STAINLESS STEEL KNEEBOARDS 27½X7¾ (Pair)	111.00
KB455	PLASTIC KNEEBOARDS 29½ X 10 (Pair)	115.50
KB451	KNEELERBOARD 19 X 13½ (One)	15.00




KRAFT LIGHTWEIGHT STAINLESS STEEL KNEE BOARDS

PART#	SIZE / DESCRIPTION	PRICE
CC162	STAINLESS STEEL KNEEBOARDS 28 X 8 (Pair)	120.00



LIL MAC TOOL HOOK

PART#	SIZE / DESCRIPTION	PRICE
LM13	TOOL HOOK	6.00




LIL MAC CURB MACHINE, SLIPFORM & TROWEL

PART#	SIZE / DESCRIPTION	PRICE
LM01	CURB MACHINE	349.00
9801CM	MOWER-STYLE SLIPFORM	85.00
9826CM	FULL MOWER-STYLE TROWEL	55.00



LIL MAC "2007" CURB MACHINE, SLIPFORM & TROWEL

PART#	SIZE / DESCRIPTION	PRICE
LM02	CURB MACHINE	359.00
9802CM	CURB STYLE SLIPFORM	85.00
9825CM	FULL CURB TROWEL	55.00



CURBMATE & LIL MAC SLIPFORMS & TROWELS
(THESE FIT CURBMATE & LIL MAC MACHINES)

PART#	SIZE / DESCRIPTION	PRICE
9802CM	6" CURB STYLE SLIPFORM	85.00
9801CM	6" MOWER STYLE SLIPFORM	85.00
9803CM	6" SLANT STYLE SLIPFORM	85.00
9825CM	FULL CURB STYLE TROWEL	55.00
9826CM	FULL MOWER STYLE TROWEL	55.00
9827CM	FULL SLANT STYLE TROWEL	55.00



CURBMATE CURB MACHINE, SLIPFORMS & TROWELS

PART#	SIZE / DESCRIPTION	PRICE
9812CM	COBRA SS 3-HORSE POWER HONDA OR ELECTRIC (3 FORMS & 3 TROWELS)	6995.00



CURBMATE CURB MACHINE, SLIPFORMS & TROWELS

PART#	SIZE / DESCRIPTION	PRICE
9813CM	409 EX ¾ HORSEPOWER ELECTRIC (3 FORMS & 3 TROWELS)	5895.00
9814CM	409 EX 3-HORSE POWER HONDA (3 FORMS & 3 TROWELS)	6095.00



CURBMATE CURB MACHINE, SLIPFORMS & TROWELS

PART#	SIZE / DESCRIPTION	PRICE
9815CM	509 FOUR HORSE POWER HONDA (residential items only)	6495.00



CURBMATE PATTERN & TEXTURE ROLLERS

PART#	SIZE / DESCRIPTION	PRICE
9850CM	COBBLESTONE PATTERN ROLLER	125.00
9851CM	FLAGSTONE PATTERN ROLLER	125.00
9852CM	BRICK-WEAVED PATTERN ROLLER	125.00
9853CM	LONDON COBBLE PATTERN ROLLER	125.00
9854CM	CASTLE RICK PATTERN ROLLER	125.00
9855CM	SOLDIER COURSE PATTERN ROLLER	125.00
9860CM	SPANISH TEXTURE ROLLER	110.00
9861CM	BELGIAN TEXTURE ROLLER	110.00
9862CM	GRANITE TEXTURE ROLLER	110.00
9863CM	WOOD GRAIN TEXTURE ROLLER	110.00
9864CM	SLATE TEXTURE ROLLER	110.00



HUACHANG DIAMOND BLADE

PART#	SIZE / DESCRIPTION	PRICE
9901H	7" SEGMENTED SAW BLADE (knockout for skill saw)	15.00



HUACHANG DIAMOND BLADE, CURED CONCRETE

PART#	SIZE / DESCRIPTION	PRICE
9900H	18" x .145 LASER WELDED, 1" ARBOR	226.20
9904H	16" X .125 LASER WELDED, 1" ARBOR	189.00
9908H	18" X .167 LASER WELDED, 1" ARBOR	258.10
9907H	26" X .187 LASER WELDED, 1" ARBOR	516.20



HUACHANG DIAMOND CUP WHEEL

PART#	SIZE / DESCRIPTION	PRICE
9906H	7" CUP WHEEL, 5/8 " THREADED	58.80



NOTE: All of our prices and supplies are subject to change without notice, and based upon availability from the manufacturer.

WE SINCERELY THANK YOU FOR YOUR BUSINESS!!



Lil MAC™ Curb Machines

Who can benefit by owning a 'Lil MAC™ curb machine ?

- ◆ *LANDSCAPERS*
- ◆ *DO-IT-YOURSELFERS*
- ◆ *GENERAL CONTRACTORS*
- ◆ *LANDLORDS*
- ◆ *CONCRETE CONTRACTORS*
- ◆ *RENTAL SERVICE STORES*
- ◆ *ANYONE WANTING PART TIME OR FULL TIME INCOME*



"Make A Curb"

Lil MAC™ machines are:

AFFORDABLE

QUICK

SAFE

DURABLE

PORTABLE

EASY-TO-USE

LIGHT WEIGHT



LOW MAINTENANCE

READY ANYTIME AND ANYPLACE

EASILY TRANSPORTED IN A CAR, TRUCK OR TRAILER.

THEY DON'T REQUIRE ANY ELECTRICITY, GAS OR OIL.



Lil Mac
P.O. Box 631
Citrus Heights, CA 95611

(916)257-7858
email: sales@makeacurb.com
www.LilMac.com